

## Per Employee Data

### Consolidated basis

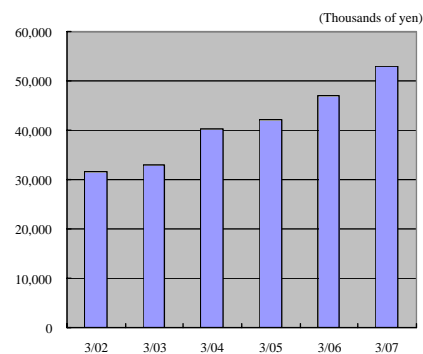
	3/97	3/98	3/99	3/00	3/01	3/02	3/03	3/04	3/05	3/06	3/07
Net sales per employee	-	-	-	33,686	33,392	31,608	33,101	40,288	42,260	47,134	53,003
Ordinary income (loss) per employee	-	-	-	422	502	(1,197)	995	2,605	3,170	3,445	4,905
Net income (loss) per employee	-	-	-	161	(324)	(1,862)	391	1,251	1,634	1,823	2,558
Number of employees	-	-	-	9,503	9,848	9,452	9,924	9,983	10,602	13,291	14,272

Note: Data for consolidated number of employees is available from fiscal 2000.

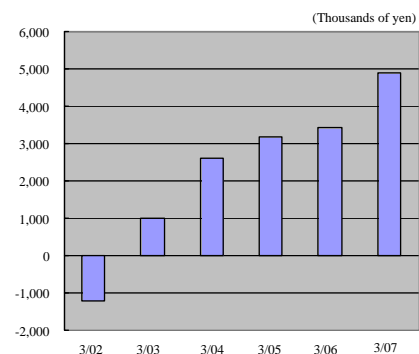
### Non-consolidated basis

	3/97	3/98	3/99	3/00	3/01	3/02	3/03	3/04	3/05	3/06	3/07
Net sales per employee	61,152	59,863	53,792	53,862	56,850	57,356	59,480	77,225	88,472	102,506	124,858
Ordinary income (loss) per employee	1,796	1,271	1,195	742	1,702	(1,181)	3,854	5,846	5,547	6,685	11,156
Net income (loss) per employee	786	527	254	426	294	(4,245)	1,042	1,695	3,079	4,865	8,056
Number of employees	4,457	4,415	4,452	4,180	3,951	3,468	3,399	3,276	3,248	3,253	3,311

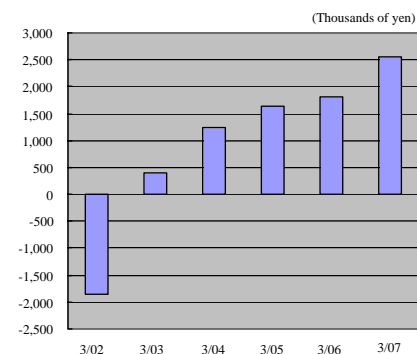
Net Sales per Employee (Consolidated)



Ordinary Income (Loss) per Employee (Consolidated)



Net Income (Loss) per Employee (Consolidated)



Number of Employees (Consolidated)

